

Andrea Calori – Urgenci

New institutional actors of the food systems

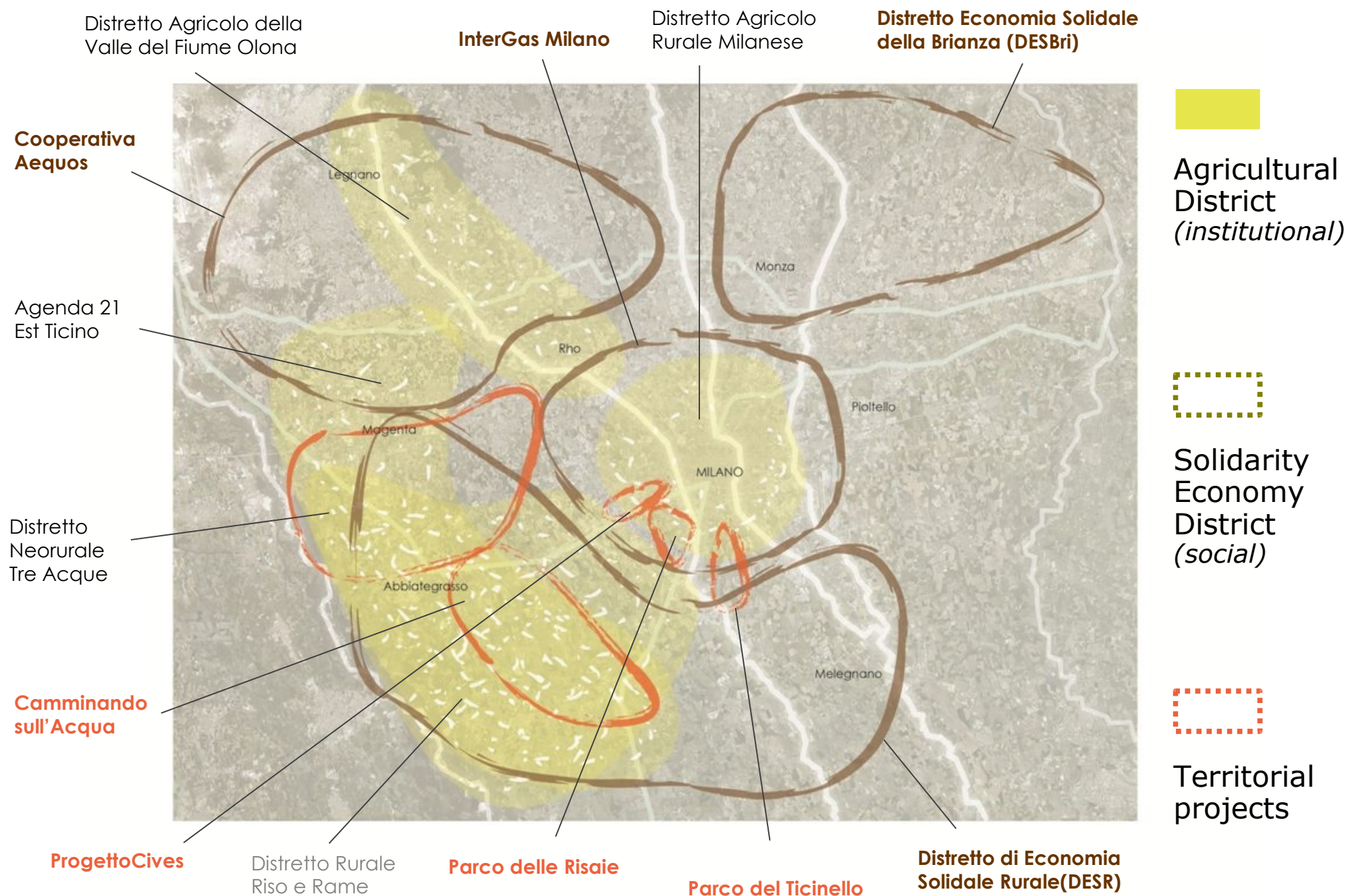
Milan Food Policy and the Urban Food Policy Pact

From agriculture to the food system

What kind of local policies
to improve the sustainability
of the food system?

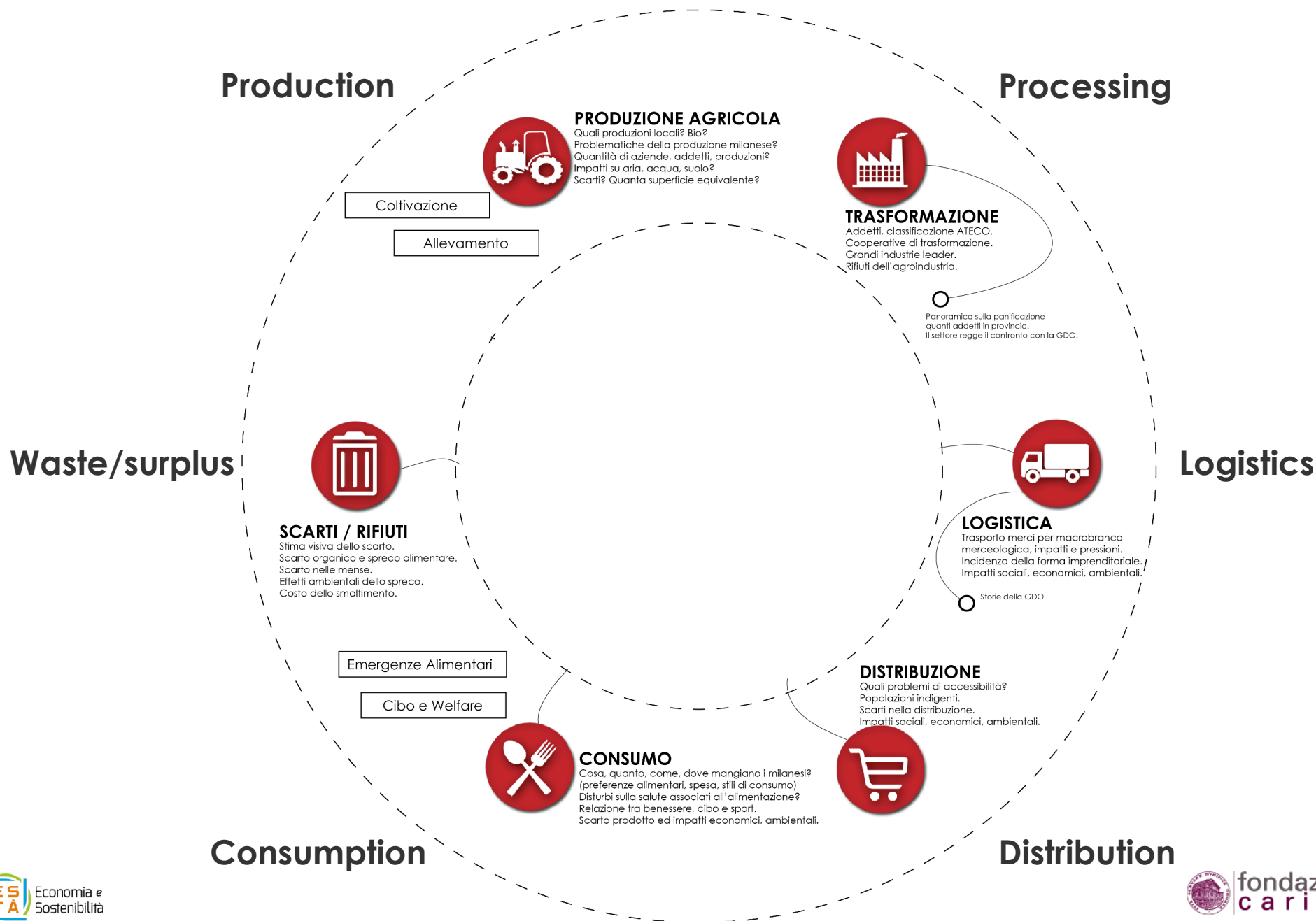
What kind of role
for cities, metropolitan areas
cities, and networks of small towns?

The main coalitions of actors working on local quality food



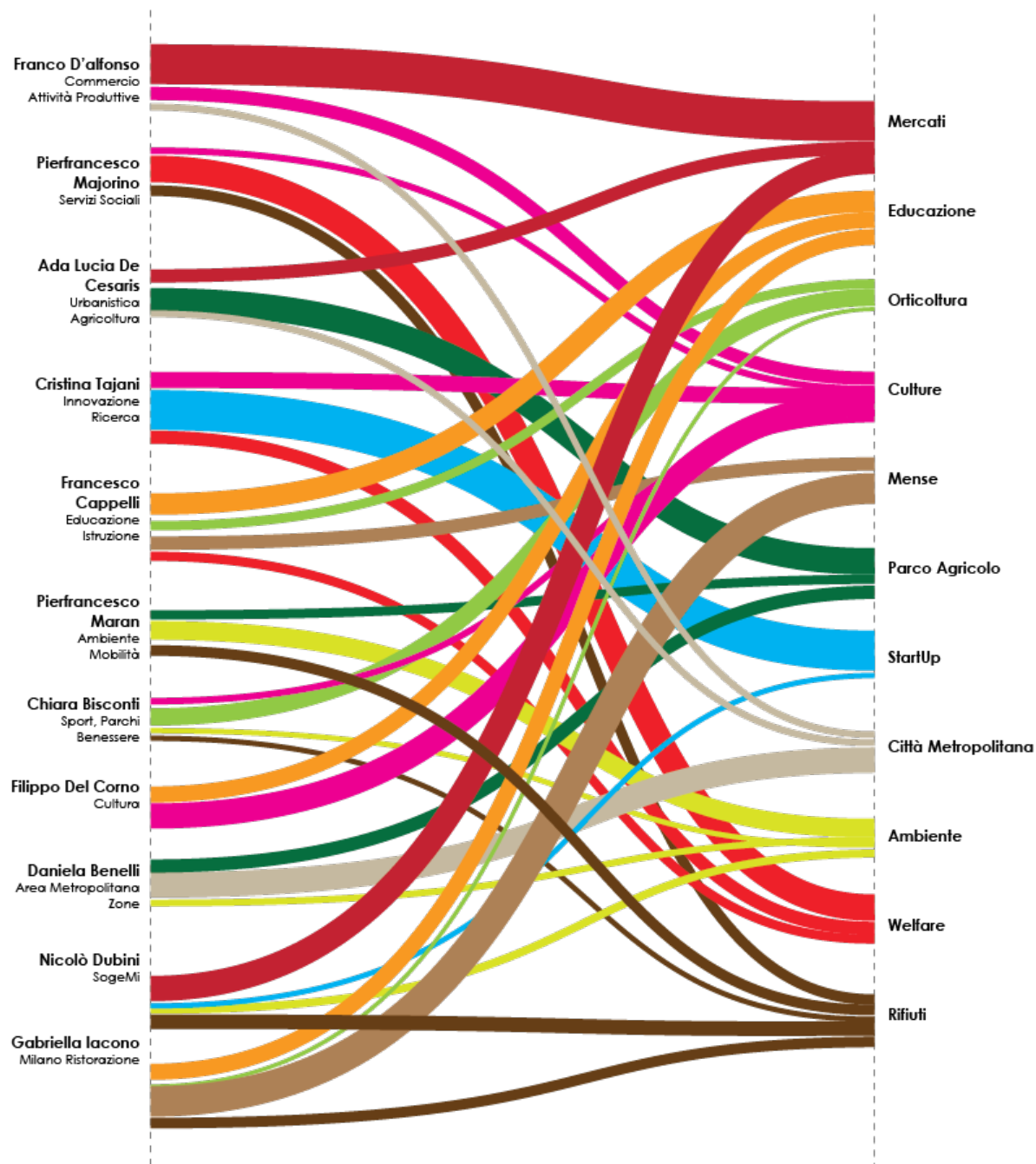


A Food Policy is a support tool to the city government: it defines, addresses and shapes the policies and the actions that are linked to the many dimensions of food in the city





Members of City Government



Fields of policy

Approach: not just a consensus building, but enabling environment



The main steps of the Food Policy of Milan



14 July 2014 →

1

Assessment of the Food System of Milan

Analysis and definition of “10 Main Issues” to be discussed in a public arena



14 March 2015 →

2

Public consultation on the 10 Main Issues

Open discussion to share a common vision toward the food policy



May 2015 →

3

Participatory planning and projects



Working groups to implement the vision and to define projects



October 2015

4

Approval of the Food Policy of Milan

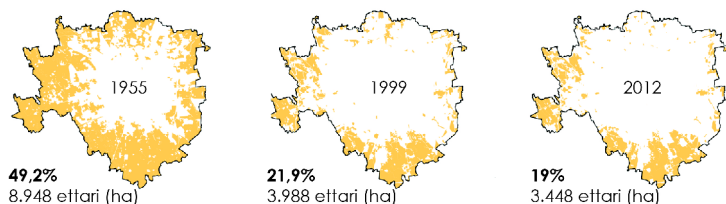


4 main areas of analysis

- Food cycle
- Context
- Policies of the Municipality
- Bottom up actions
(civil society, active citizens, etc.)



Superficie agricola nel comune di Milano (Banca dati DUSAF)



Biodiversità e paesaggio nel territorio provinciale



Servizi ecosistemici nel territorio regionale



	1955	2012	Tasso di variazione
Siepi e filari (km)	4.928	2.149	-56,3%
Seminativi arborati (ha)	6.013	225	-96%
Prati permanenti con specie arboree (ha)	130	570	+340%
Marcite (ha)	468	12	-97%

Stock di carbonio organico medio nei primi 30 cm per uso del suolo CO2 (t/ha)



56,0	Seminativi
68,7	Prati stabili
75,6	Boschi di latifoglie
85,5	Boschi di conifere
69,5	Aree umide

Disponibilità alimentare



Contributo alle eccedenze alimentari delle componenti del sistema alimentare



38,5% Produzione



3% Trasformazione



16,5% Distribuzione e Ristorazione



42% Consumo



100 kg spreco procapite all'anno lungo tutta la filiera



Lo spreco domestico di una famiglia milanese equivale ad una mensilità della spesa alimentare

399€ / mese Spesa alimentare mensile di una famiglia milanese



454€ / anno spreco domestico di una famiglia italiana

Eccedenza in Italia 6 milioni tonnellate annue

Alimentazione Umana ancora disponibile per il consumo in Italia
0,5 milioni di tonnellate food banks enti caritatevoli

Alimentazione Animale

Rifiuto valorizzato

Rifiuto non valorizzato

5,5 milioni di tonnellate in Italia
92,5% dell'eccedenza, 17,4% dei consumi alimentari

Povertà



225.000 individui
108.000 famiglie
in condizione di povertà relativa
2.263 senzatetto registrati



Giovani NEET (non studenti e non occupati)
76.000 a Milano di cui 42.000 donne
13% dei giovani sotto i 30 anni

Tasso di disoccupazione sotto i 30 anni



21% in Provincia di Milano

6,5% disoccupazione a Milano



442 €/mese spesa alimentare mensile per famiglia di milanesi (italiani)



218 €/mese spesa alimentare mensile per famiglia di milanesi (stranieri)



14% incidenza sulla spesa complessiva
264.238 stranieri residenti

Dove si acquista il cibo in città?



milanesi

12% ipermercato

78% supermercato

6% hard discount

5% negozi al dettaglio



stranieri

14% ipermercato

54% supermercato

20% hard discount

12% negozi al dettaglio



The “10 Issues of the Food System of Milan





- Citizens
- Associations
- Foundations
- Researchers
- Innovative start up
- ecc.



The vision

An urban food system
that is able to guarantee
a safe and affordable food for all,
based on principles of social justice and resilience
and a comprehensive approach toward
a social, economic and environmental sustainability

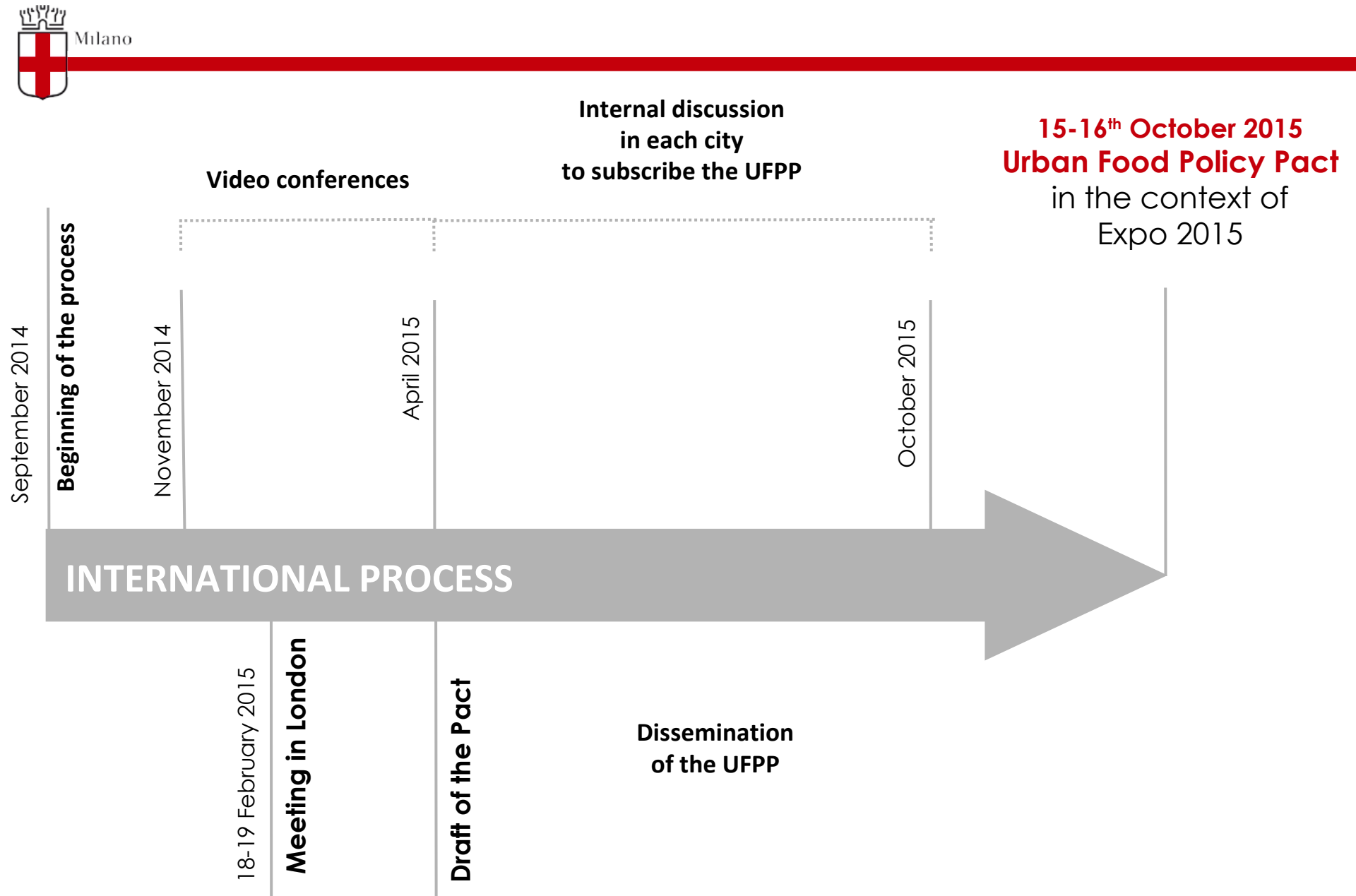




A pact between important cities
around the world
to promote food systems
that are based on principles
of sustainability and social justice



It is promoted by the City of Milan
together with about 120 cities
and an Advisory Group
composed by Fondazione Cariplo
and international institutions and foundations



The signatory cities of the Urban Food Policy Pact (UFPP)

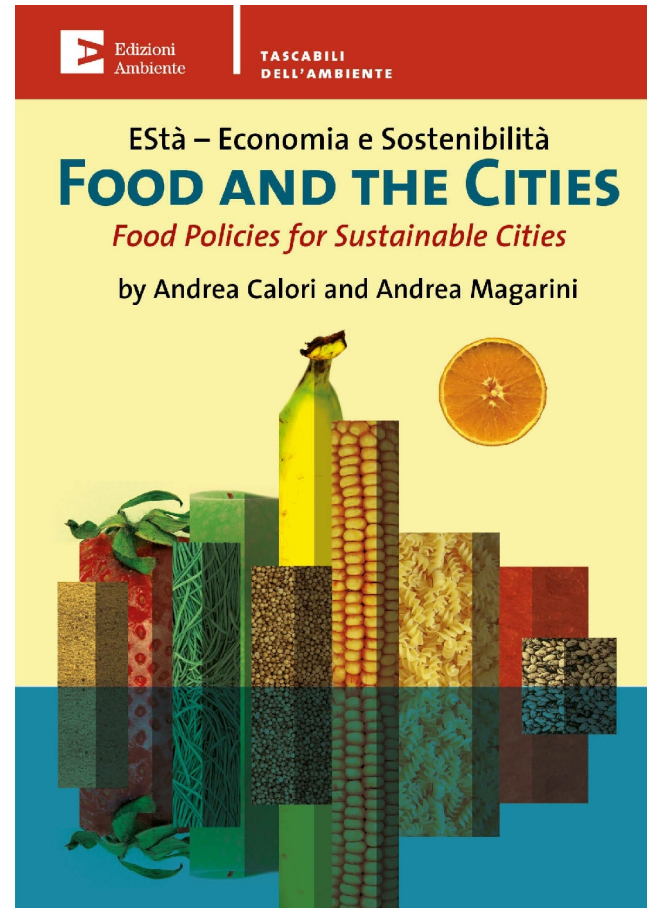
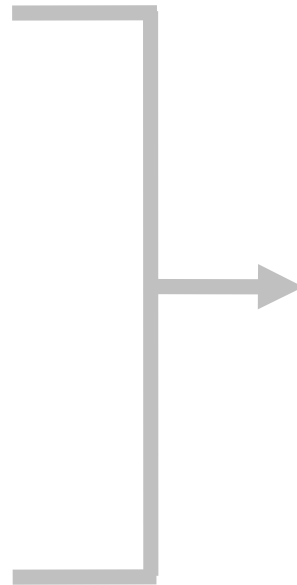
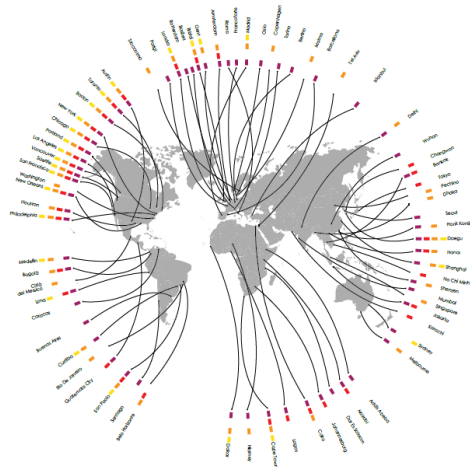


Milano

Abidjan	Chicago	Buenos Aires	San Francisco
Algiers	Chongqing	Lyon	Seoul
Almere	Cologne	Madrid	Shanghai
Amsterdam	Colombo	Malaga	Tartu
Astana	Córdoba (Arg)	Maputo	Tegucigalpa
Athens	Daegu	Marseille	Tel Aviv
Banjul	Dakar	Medellín	The Hague
Barcelona	Dubai	Melbourne	Thessaloniki
Bari	Frankfurt	Mexico City	Tirana
Basel	Geneva	Miami	Toronto
Beijing	Genoa	Milan	Toyama
Belo Horizonte	Ghent	Montpellier	Tunis
Berlin	Grenoble-Alpes Métropole	Moscow	Turin
Bethlehem	Guangzhou	Nantes	Utrecht
Bilbao	Haapsalu	New York	Vancouver
Birmingham	Hebron	Niamey	Venice
Bogota	Istanbul	Nouackchott	Vienna
Bologna	Johannesburg	Osaka	Windhoek
Bordeaux	Kyoto	Palermo	Yeosu
Brazzaville	Ljubljana	Paris	Zagreb
Bruges	London	Riga	Zaragoza
Bruxelles	Luanda	Rome	Zurich
Buenos Aires	Lugano	Rotterdam	



- European Commission
- Committee of the Regions (EU)
- Special Representative of the UN SG for Food Security and Nutrition
- FAO – Food for Cities
- UNDP ART
- UNHABITAT
- WHO – Healthy Cities
- UN EXPO
- Bioversity International
- C40 – Cities Climate Leadership Group
- Global Alliance for the Future of Food
- Fondazione Cariplo
- Prince of Wales Charitable Foundation
- Scientific Committee for Expo 2015 of the City of Milan
- Slow Food
- Milan Center for Food Law and Policy
- Eurocities
- Italian Ministry of Foreign Affairs
- Italian Ministry of Agriculture
- Italian Parliament
- Development Coop. focus group



ENG + ITA

www.edizioniambiente.it
www.foodcities.org

Andrea Calori – Urgenci

A story of collaboration for our food:

Milan Food Policy and the Urban Food Pact